

## INTRODUZIONE CARATTERISTICHE GENERALI DELLA COLLEZIONE

Introduction  
general characteristics of the collection

La collezione PULSE si avvale delle stesse caratteristiche del modello "Form", quindi stessi lavabi, stesse finiture, si differenzia solamente nelle ante / cassetti che si aprono esercitando una pressione / rilascio sulle stesse ad "impulso", questo tipo di apertura permette di avere delle ante completamente pulite che conferiscono al mobile un aspetto "minimal" per chi ama il senza fronzoli.

The PULSE collection has the same features as the "Form" model and therefore, the same wash basins and the same finishes. The only differences can be found on doors and drawers, which are opened by pressing / releasing, a "push" action that makes it possible to use completely smooth doors for a minimalist, clean-cut design that is ideal in a "no-frills" setting.



### STRUTTURA DEI MOBILI

Caratteristica del mobile sono i fianchi che coprono l'anta / cassetto in gergo "anta in luce", la maniglia non esiste e i cassetti si aprono ad "impulso"

#### UNIT FRAMEWORK

The units feature sides that cover the door / drawer, a style known as "inset door", there is no handle and the doors open with a "push" action.

### TOP CERAMICA

I top in ceramica sono di 3 tipologie denominati PR - NR - ZR, ciascuno di questi ha una vasca capiente e di design accattivante, disponibile in 3 misure il lavabo PR, in 4 il lavabo NM e in 4 misure anche il lavabo ZR.

#### CERAMIC TOP

There are 3 types of ceramic top, known as PR - NR - ZR, each with a large basin and eye-catching design, available in 3 sizes for the PR basin, 4 for the NM basin and also 4 for the ZR basin.

### TOP CRISTALLO E MINERALMARMO

Cristallo con 2 tipologie di vasche, OVAL, SQUARE e MINERALMARMO appositamente progettato per questa collezione sono le 2 varianti di top possibili nella finitura bianco lucido per il "mineral" e in tutti i colori della mazzetta laccati lucidi / opachi BERLONI BAGNO.

#### CRYSTAL GLASS OR MINERALMARBLE TOPS

Crystal glass with 2 types of basin, OVAL, SQUARE, and MINERALMARBLE, especially designed for this collection with 2 variations for tops with white gloss finish for "mineral" and all of the colours in the gloss/matt lacquered range by BERLONI BAGNO.

### COLONNA CON TOP APRIBILE

È una particolare colonna ad 1 anta nell'altezza di 103 cm la quale ha un top apribile e cela al suo interno una vaschetta porta trucchi e uno specchio.

#### COLUMN UNIT WITH OPENING TOP

This is a special type of column unit with single door and 103 cm high. It has an opening top that conceals a make-up compartment and mirror.



## INTRODUZIONE CARATTERISTICHE GENERALI DELLA COLLEZIONE

Introduction  
general characteristics of the collection



### COLONNA E SPECCHIO CONTENITORE

Si tratta di una colonna ed uno specchio contenitore che hanno un'anta apribile e nel suo interno sono posizionati dei ripiani in acciaio, uno specchio, una barra LED verticale e presa ed interruttore, i quali vanno ad affiancare le colonne e gli specchi contenitori tradizionali.

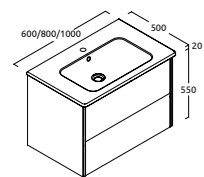
#### COLUMN AND MIRROR UNIT

This is a column unit with mirror unit with door and internal shelving with steel edging, a mirror, an upright LED bar and socket and switch, which join the traditional column and mirror units.



**BASI 2 CASSETTI H. 55 + 2 + TOP CERAMICA PR**

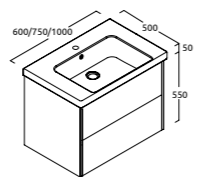
Bases with 2 drawers H. 55 + 2 + PR ceramic top / Bases 2 tiroirs H. 55 + 2 + Plan céramique PR / WT-Unterschrank H. 55+2 mit Keramikwaschtisch PR / Kasten 2 laden H. 55 + 2 + Blad keramiek PR / Основания с 2 выдвижными ящиками H. 55 + 2 + керамическая столешница PR



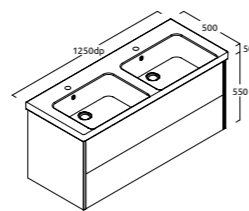
L 60 / 80 / 100 x P 50

**BASI 2 CASSETTI H. 55 + 5 + TOP CERAMICA NR**

Bases with 2 drawers H. 55 + 5 + NR ceramic top / Bases 2 tiroirs H. 55 + 5 + Plan céramique NR / WT-Unterschrank 2 Auszüge H. 55+5 mit Keramikwaschtisch NR / Kasten 2 laden H. 55 + 5 + Blad keramiek NR / Основания с 2 выдвижными ящиками H. 55 + 5 + керамическая столешница NR



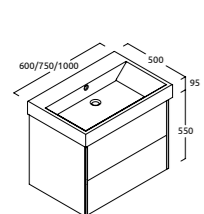
L 60 / 75 / 100 x P 50



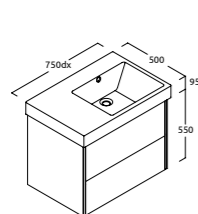
L 125 x P 50

**BASI 2 CASSETTI H. 55 + 9,5 + TOP CERAMICA ZR**

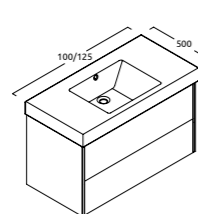
Bases with 2 drawers H. 55 + 9,5 + ZR ceramic top / Bases 2 tiroirs H. 55 + 9,5 + Plan céramique ZR / WT-Unterschrank 2 Auszüge H. 55+9,5 mit Keramikwaschtisch ZR / Kasten 2 laden H. 55 + 9,5 + Blad keramiek ZR / Основания с 2 выдвижными ящиками H. 55 + 9,5 + керамическая столешница ZR



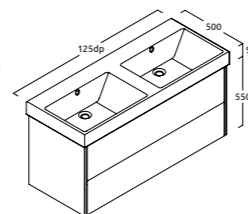
L 60 / 75 / 100 x P 50



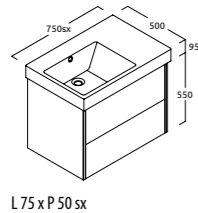
L 75 x P 50 dx



L 100 / 125 x P 50



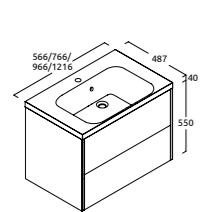
L 125 x P 50



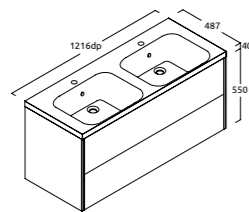
L 75 x P 50 sx

**BASI 2 CASSETTI H. 55 + 4 + TOP MINERALMARMO**

Bases with 2 drawers H. 55 + 4 + Mineralmarble top / Bases 2 tiroirs H. 55 + 4 + Plan marbre de synthèse / WT-Unterschrank 2 Auszüge H. 55+4 mit Mineralgusswaschtisch / Kasten 2 laden H. 55 + 4 + Blad mineralmarmor / Основания с 2 выдвижными ящиками H. 55 + 4 + столешница из минерального мрамора



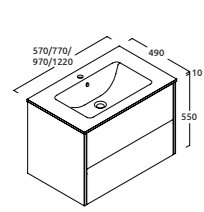
L 56,6 / 76,6 / 96,6 / 121,6 x P 48,7



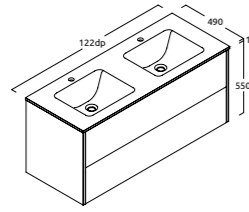
L 121,6 x P 48,7

**BASI 2 CASSETTI H. 55 + 1 + TOP INTEGRATO CRISTALLO SQUARE**

Bases with 2 drawers H. 55 + 1 + Square integrated crystal glass top / Bases 2 tiroirs H. 55 + 1 + Plan intégré verre Square / WT-Unterschrank 2 Auszüge H. 55+1 mit Glaswaschtisch Square / Kasten 2 laden H. 55 + 1 + Integraal blad glas Square / Основания с 2 выдвижными ящиками H. 55 + 1 + интегрированная стеклянная столешница Square



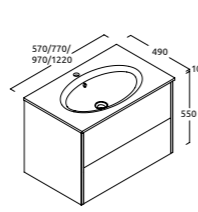
L 57 / 77 / 97 / 122 x P 49



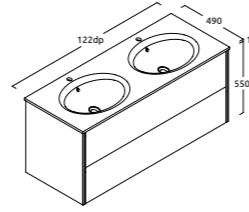
L 122 x P 49

**BASI 2 CASSETTI H. 55 + 1 + TOP INTEGRATO CRISTALLO OVAL**

Bases with 2 drawers H. 55 + 1 + Oval integrated crystal glass top / Bases 2 tiroirs H. 55 + 1 + Plan intégré verre Oval / WT-Unterschrank 2 Auszüge H. 55+1 mit Glaswaschtisch Oval / Kasten 2 laden H. 55 + 1 + Integraal blad glas Oval / Основания с 2 выдвижными ящиками H. 55 + 1 + интегрированная стеклянная столешница Oval



L 57 / 77 / 97 / 122 x P 49



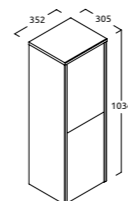
L 122 x P 49 dx

**COLONNE H. 103,4 / 165**

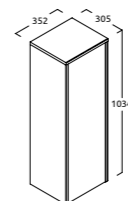
Column units H. 103,4 / 165 / Colonnes H. 103,4 / 165 / Midi- und Hochschränke 103,4/165 H. 103,4 / 165 / Hoge kasten H. 103,4 / 165 / Шкафы-пеналы H. 103,4 / 165



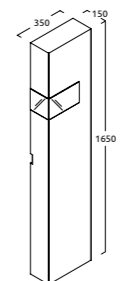
L 35 x P 30,3



L 35,2 x P 30,5



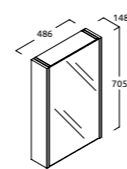
L 35,2 x P 30,5



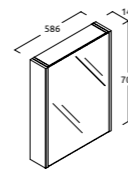
L 35 x P 15

**SPECCHI CONTENITORE H. 70,5**

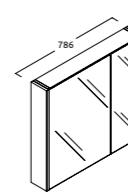
Mirror cabinets H. 70,5 / Armoires miroir H. 70,5 / Spiegelschränke H. 70,5 / Spiegelkasten H. 70,5 / Зеркальные шкафчики H. 70,5



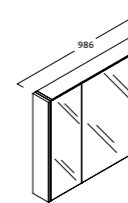
L 48,6 x P 14,8



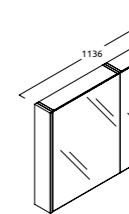
L 58,6 x P 14,8



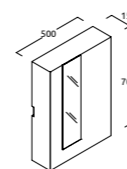
L 78,6 x P 14,8



L 98,6 x P 14,8



L 113,6 x P 14,8



L 50 x P 15